



European Technology


JUST A PERFECT DRIVE

INTERSTATE **TOURING IST - 1** • INTERSTATE **SPORT IXT - 1** • INTERSTATE **SPORT SUV GT** • INTERSTATE **VAN IVT - 2** • INTERSTATE **WINTER IWT - 2**

INTERSTATE **TOURING IST - 1** • INTERSTATE **SPORT IXT - 1** • INTERSTATE **SPORT SUV GT** • INTERSTATE **VAN IVT - 2** • INTERSTATE **WINTER IWT - 2**



PROGRAM 2009



www.interstate-tires.com



European Technology

INTERSTATE TIRES

European Technology

INTERSTATE **TOURING IST - 1**

INTERSTATE **SPORT IXT - 1**

INTERSTATE **SPORT SUV GT**

INTERSTATE **WINTER IWT - 2**

INTERSTATE **VAN IVT - 2**

COMPANY INFORMATION

Started in 1973, Interstate expanded rapidly and now represents a group of five companies and had developed its own unique product range. The company's successful execution of its unique marketing strategy has produced units sales growth that has consistently outpaced that of the replacement tire industry.

With worldwide distribution and warehouses in Europe and Asia, we ship to every major port and offer great logistic service to our customers.

With European technology and Asian production, Interstate stands for high quality and consistent supply. Interstate has been co-operating with world leaders in the development of advanced technology in the design and production of tires. Even before a tire is build and tested at the Interstate test facilities, engineers examine it using revolutionary computer analysis.

The Interstate Tires are being produced in Asia, with the newest technologies, compounds and tread patterns. All tyres are first quality and are E-marked, ISO certified, ETRTO, TÜV and DOT approved.

Content

4	Summer Program
6	SUV and Van Program
7	Winterprogram
9	Technical Information
11	Technical Specifications
13	Testing by RDW
14	Tire maintenance



SUMMER PROGRAM

INTERSTATE TIRES quality standards:

- ISO-9001; International Standards Organisation
- DOT; Department Of Transportation (U.S.A.)
- E-Mark / E4; European approval
- EC; Tire Road Emission-sound Approval
- C.C.C.; China Compulsory Product Certification
- S symbol EU sound approval
- GSO / GCC Conformity Certificate
- ISST low noise technology



INTERSTATE TOURING IST-1

The Touring is a modern directional passenger car tire, available in all popular OE sizes. The directional pattern is designed to disperse water from the heart of the contact patch to help prevent aquaplaning in wet weather conditions, as well as cornering stability. It is made by special tri-polymer silica tread compound for optimize wet and dry grip and exceptional handling in these conditions. All tread elements are sequentially positioned for optimum reduction in noise generation. The Touring is available in S,T,H and V speed ratings.



INTERSTATE SPORT IXT - 1

The Sport IXT - 1 is an Ultra High performance tire for enthusiastic drivers. It provides incredible road holding in all conditions, especially in wet, thanks to the special performance compound and tread pattern. In addition, the V-shaped grooves in the tread pump water away and allow the rubber to grip on the road. Other features such as the newly designed and patented flange protector protects alloy rims from accidental curb damage. The central rib of the tread pattern provides directional stability and rapid steering response. Also, the shoulder blocks are designed for maximum lateral stability and sweeping elements promote excellent wet and dry handling characteristics. These blocks are bounded by circumferential grooves which allows the tire to give you a better grip while being quieter and longer lasting as well. Whilst practical, these design elements also make the tire look spectacular on every car. The Sport IXT-1 is available in sizes from 14 to 20-inch (V, W and Y speed ratings)

SIZES & SPECIFICATIONS



SIZE	LOAD SPEED INDEX	PATTERN	RIM PROTECTOR	MEASURING RIM	OVERALL DIAMETER	SECTION WIDTH	ITEM
				inches	mm	mm	
13"							
155/80R13	79 T	INTERSTATE Touring IST-1		4,0 - 5,0	578	157	INP138001
155/70R13	75 T	INTERSTATE Touring IST-1		4,0 - 5,0	548	157	INP137001
165/70R13	79 T	INTERSTATE Touring IST-1		4,0 - 5,5	564	170	INP137002
175/70R13	82 H	INTERSTATE Touring IST-1		4,5 - 6,0	580	177	INP137003
14"							
175/70R14	84 T	INTERSTATE Touring IST-1		4,5 - 6,0	602	177	INP147001
185/70R14	88 H	INTERSTATE Touring IST-1		4,5 - 6,0	616	189	INP147002
175/65R14	82 H	INTERSTATE Touring IST-1		5,0 - 6,0	584	177	INP146501
185/65R14	86 H	INTERSTATE Touring IST-1		5,0 - 6,5	596	189	INP146502
185/60R14	82 H	INTERSTATE Touring IST-1		5,0 - 6,5	578	189	INP146001
195/60R14	86 H	INTERSTATE Touring IST-1		5,5 - 7,0	590	201	INP146002
185/55R14	80 H	INTERSTATE Sport IXT-1	yes	5,0 - 6,5	560	194	INP145501
15"							
185/65R15	88 H	INTERSTATE Touring IST-1		5,0 - 6,5	620	189	INP156501
195/65R15	91 H	INTERSTATE Touring IST-1		5,5 - 7,0	635	201	INP156502
195/65R15	91 V	INTERSTATE Touring IST-1		5,5 - 7,0	635	201	INP156504
205/65R15	94 V	INTERSTATE Touring IST-1		5,5 - 7,5	647	210	INP156503
195/60R15	88 V	INTERSTATE Touring IST-1		5,5 - 7,0	615	201	INP156001
205/60R15	91 V	INTERSTATE Touring IST-1		5,5 - 7,5	627	209	INP156002
185/55R15	82 V	INTERSTATE Sport IXT-1	yes	5,0 - 6,5	585	194	INP155502
195/55R15	85 V	INTERSTATE Sport IXT-1	yes	5,5 - 7,0	595	201	INP155501
195/50R15	82 V	INTERSTATE Sport IXT-1	yes	5,5 - 7,0	573	196	INP155001
16"							
NEW 215/65R16	102 H	INTERSTATE Sport SUV GT	yes	6,0 - 7,5	686	221	INS166501
205/60R16 RF	96 V	INTERSTATE Sport IXT-1	yes	5,5 - 7,5	653	213	INP166001
205/55R16	91 W	INTERSTATE Sport IXT-1	yes	5,5 - 7,5	632	214	INP165501
215/55R16 RF	97 W	INTERSTATE Sport IXT-1	yes	6,0 - 7,5	642	226	INP165502
225/55R16 RF	99 W	INTERSTATE Sport IXT-1	yes	6,0 - 8,0	654	233	INP165503
205/50R16	87W	INTERSTATE Sport IXT-1	yes	5,5 - 7,5	612	214	INP165001
205/45R16	83 V	INTERSTATE Sport IXT-1	yes	6,5 - 7,5	592	206	INP164501
17"							
225/55R17 RF	101 W	INTERSTATE Sport IXT-1	yes	6,0 - 8,0	680	233	INP175504
205/50R17 RF	93 W	INTERSTATE Sport IXT-1	yes	6,0 - 7,0	638	214	INP175001
215/45R17 RF	91 W	INTERSTATE Sport IXT-1	yes	7,0 - 8,0	626	214	INP174501
225/45R17 RF	94 W	INTERSTATE Sport IXT-1	yes	7,0 - 8,5	634	225	INP174502
235/45R17 RF	97 W	INTERSTATE Sport IXT-1	yes	7,5 - 9,0	644	236	INP174503
205/40R17 RF	84 W	INTERSTATE Sport IXT-1	yes	7,0 - 8,0	596	212	INP174001
215/40R17	83 W	INTERSTATE Sport IXT-1	yes	7,0 - 8,5	604	218	INP174002
18"							
225/45R18	91 W	INTERSTATE Sport IXT-1	yes	7,0 - 8,5	659	225	INP184501
245/45R18 RF	100 W	INTERSTATE Sport IXT-1	yes	7,5 - 9,0	677	243	INP184502
225/40R18 RF	92 W	INTERSTATE Sport IXT-1	yes	7,5 - 9,0	637	230	INP184001
235/40R18 RF	95 W	INTERSTATE Sport IXT-1	yes	8,0 - 9,5	645	241	INP184002
245/40R18 RF	87 W	INTERSTATE Sport IXT-1	yes	8,0 - 9,5	653	248	INP184003
19"							
235/35R19 RF	91 Y	INTERSTATE Sport IXT-1	yes	8,0 - 9,5	547	241	INP193501
245/35R19 RF	93 Y	INTERSTATE Sport IXT-1	yes	8,0 - 9,5	655	248	INP193502
20"							
255/35R20 RF	97 Y	INTERSTATE Sport IXT-1	yes	8,5 - 10,0	686	260	INP203501

INTERSTATE SPORT SUV GT

- Spiral jointless nylon cap
- HA-oil free
- Silica compound
- ISST low noise technology



INTERSTATE SPORT SUV GT

A High Performance SUV tyre for modern SUV's and on-road performance.

The tread design provides superior traction and handling on dry and wet roads, while the double steel belted construction provides long lasting wear and uniformity.

The large circumferential rib provides stability, and the special ISST noise technology reduces the noise levels and increases the comfort.

Large shoulder blocks engineered for lateral grip and enhanced steering response.

The unique rim protector provides extra protection for large rims.

SIZES & SPECIFICATIONS



SIZE	LOAD	PATTERN	RIM PROTECTOR	MEASURING	OVERALL	SECTION	ITEM		
	SPEED INDEX			RIM	DIAMETER	WIDTH			
				inches	mm	mm			
16"									
215/65R16	102 H	INTERSTATE Sport SUV GT	yes	6,0 - 7,5	686	221	INS166501		
215/70R16	100 H	INTERSTATE Sport SUV GT	yes	6,0 - 7,0	708	215	INS167001		
235/60R16	100 H	INTERSTATE Sport SUV GT	yes	6,5 - 7,5	688	235	INS166001		
17"									
225/65R17	102 V	INTERSTATE Sport SUV GT	yes	6,0 - 8,0	736	237	INS176501		
235/65R17	108 V XL	INTERSTATE Sport SUV GT	yes	6,5 - 8,5	738	240	INS176502		
18"									
255/55R18	109 V XL	INTERSTATE Sport SUV GT	yes	7,0 - 9,0	737	265	INS185501		

VAN PROGRAM



INTERSTATE VAN IVT - 2

This tyre is designed especially for the new generation vans, combining high mileage with superior driving comfort. Its wide tread design increases load-carrying capacity and improves grip on wet roads. The ISST low noise technology reduces noise level and increases a durable performance for intensive commercial use, consistent wear and resistance to aquaplaning make this tire an excellent all-round choice.

SIZES & SPECIFICATIONS



SIZE	LOAD	PATTERN	RIM PROTECTOR	MEASURING	OVERALL	SECTION	ITEM		
	SPEED INDEX			RIM	DIAMETER	WIDTH			
				inches	mm	mm			
15"									
195/70R15C	104/102 S	INTERSTATE Van IVT - 2		6.0	655	198	INC157001		



WINTER PROGRAM

Features & Benefits

- Revolutionary 3 dimensional sipe structure at both shoulders of the tyres. Normal sipes create instability on higher speed and cornering. The special 3-D sipe structure ensures that the sipes cannot move aside and stick to each other during lateral forces and higher speeds, while remaining the unique capability gripping on winter conditions. The 3D sipes in the shoulder blocks interlock to increase dry road stability and handling while continue to offer the flexibility necessary to grip snow and ice.
- Unique computerized tread pattern; the V-shaped grooves pump water away with two wide circumferential grooves which allows the Sport IWT-2 to give you even better grip whilst being quieter and longer lasting as well.
- Special compound engineered for different markets; a softer and more gripping compound for Nordic countries and a special compound developed for Western Europe circumstances.
- Two tread wear indicators allows your customers to easily see when the limit of 4,6 millimetres for a winter tyre is being reached. The second tread wear indicator shows the minimum of 1,8 millimetres.
- Extra wide footprint and special construction in the shoulder allows better grip and handling
- HA-Oil free materials for a good and healthy environment.
- Unique rim protection system and state-of-the-art design elements, makes the tire look spectacular on any car !
- The Interstate winter IWT-2 meet the industry severe snow service requirements and are branded with the snowflake-on-the-mountain symbol
- Innovative silica compound; the sport ITW-2 features a newly developed compound, combining the stiffness and flexible transmission of forces between the tire and road surface during winter periods. Interstate is using the reactive mixing process to enable its tread compound to provide high elasticity at low temperatures resulting in dependable grip during winter driving conditions.
- The IWT-2 utilizes Interstate's new reactive silica mixing process to enable its tread compound to provide high elasticity at low temperatures resulting in dependable grip in winter driving conditions. This compound is molded into a directional tread design that reduces the chances of hydroplaning and helps maintain good traction on wet and slush-covered roads.

Recommendations:

Install Interstate IWT-2 tires in sets of four only.

Do not mix radial snow tires with tires of other construction, size, ply rating, or pattern type. Interstate highly recommends fitment of four snow tires of the same type and rating for optimum mud and snow traction as well as maintenance of vehicle handling characteristics.





INTERSTATE WINTER IWT - 2

The Winter IWT, with a innovative silica compound, provides dependable grip in the most severe driving winter conditions. The Winter IWT has a revolutionary 3 dimensional sipe structure at both shoulders of the tyre. The special structure ensure that the sipes cannot move aside and stick to each other during lateral forces and higher speeds. Which increase dry road stability, while continue to offer the flexibility necessary to grip, snow and ice. The special low noise technology ensures a quieter and longer lasing as well. The winter IWT - 2 can be delivered in 14", 15", 16" and 17"



SIZES & SPECIFICATIONS

SIZE	LOAD SPEED INDEX	PATTERN	RIM PROTECTOR	MEASURING	OVERALL	SECTION	ITEM	
				RIM	DIAMETER	WIDTH		
				inches	mm	mm		
14"								
165/70R14 RF	85 T	INTERSTATE WINTER IWT-2		4,0 - 5,5	578	189	INW147001	
175/65R14	82 T	INTERSTATE WINTER IWT-2		5,0 - 6,0	584	177	INW146501	
	82 T	INTERSTATE STUDABLE		5,0 - 6,0	584	177	NEW	
185/65R14	86 T	INTERSTATE WINTER IWT-2		5,0 - 6,5	596	189	INW146502	
15"								
185/65R15	88 T	INTERSTATE WINTER IWT-2		5,0 - 6,5	620	189	INW156501	
	88 T	INTERSTATE STUDABLE		5,0 - 6,5	620	189	NEW	
195/65R15	91 T	INTERSTATE WINTER IWT-2		5,5 - 7,0	635	201	INW156502	
	91 T	INTERSTATE STUDABLE		5,5 - 7,0	635	201	NEW	
195/60R15	88 H	INTERSTATE WINTER IWT-2		5,5 - 7,0	615	201	INW156001	
185/55R15 RF	86 H	INTERSTATE WINTER IWT-2		5,0 - 6,5	585	194	INW155501	
195/55R15	85 H	INTERSTATE WINTER IWT-2		5,5 - 7,0	595	201	INW155502	
	85 H	INTERSTATE STUDABLE		5,5 - 7,0	595	201	NEW	
16"								
215/65R16	98 H	INTERSTATE WINTER IWT-2	yes	6,0 - 7,5	686	312	INW166501	
205/55R16 RF	94 H	INTERSTATE WINTER IWT-2	yes	5,5 - 7,5	632	214	INW165501	
	94 H	INTERSTATE STUDABLE	yes	5,5 - 7,5	632	214	NEW	
215/55R16 RF	97 H	INTERSTATE WINTER IWT-2	yes	6,0 - 7,5	642	226	INW165502	
225/55R16	95 H	INTERSTATE WINTER IWT-2	yes	6,0 - 8,0	654	233	INW165503	
17"								
225/55R17 RF	101 V	INTERSTATE WINTER IWT-2	yes	6,0 - 8,0	680	233	INW175501	
225/45R17 RF	94 H	INTERSTATE WINTER IWT-2	yes	7,0 - 8,5	634	225	INW174502	



TECHNICAL INFORMATION

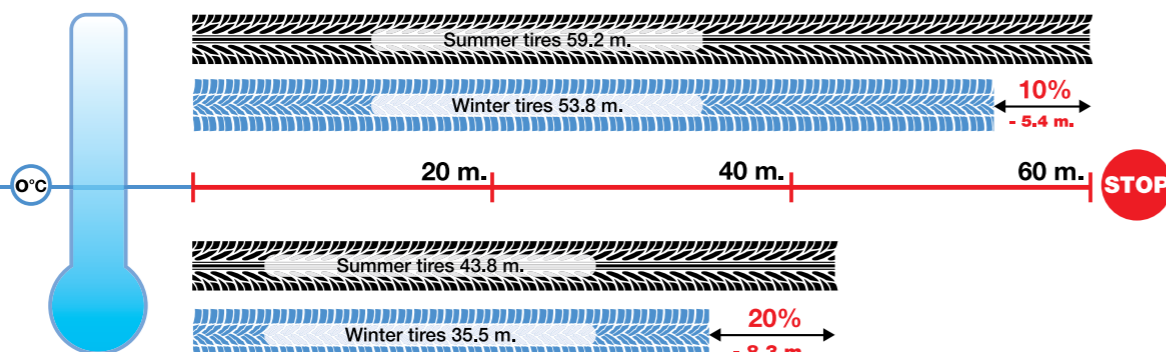
The tires are your only contact with the road. During all circumstances your safety depends from the small piece of contact between the tire and the road. Therefore it is of great interest to maintain your tires continuously and replace your tires at specialists only. The OE size is determined by the car producer and has been chosen by obvious reasons. Therefore always contact a specialist if you intend to change the size, load index and or speed rating.



- 1 Name of Producer : INTERSTATE
- 2 Name of pattern : SPORT
- 3 Section width : 195
- 4 Aspect ratio : (H/S = 0,50)
- 5 Radial :
- 6 Diameter : 15 inch
- 7 Load index : 82 = 475 kg
- 8 Speed index : V = 240 km/u
- 9 Type of pattern : IXT-1
- 10 Tread wear indicators :
- 11 Tubeless : tire without inner tube

(E4): European Approval, Homologation

Temprature almost 0 C
Wet conditions
Speed 90 km/h



Temprature almost 0 C
snowy conditions
Speed 50 km/h



LOAD AND SPEED INDEX

Most of the tires are produced with speed (letter) and load indexes (number) on the sidewall. Please find hereby the explanation of the speed index the maximum load capacity.

LOAD INDEX / MAX. LOAD PER WHEEL							
Load index	KG	Load index	KG	Load index	KG	Load index	KG
60	250	77	412	94	670	111	1090
61	257	78	425	95	690	112	1120
62	265	79	437	96	710	113	1150
63	272	80	450	97	730	114	1180
64	280	81	462	98	750	115	1215
65	290	82	475	99	775	116	1250
66	300	83	487	100	800	117	1285
67	307	84	500	101	825	118	1320
68	315	85	515	102	850	119	1360
69	325	86	530	103	875	120	1410
70	335	87	545	104	900	121	1450
71	345	88	560	105	925	122	1500
72	355	89	580	106	950	123	1550
73	365	90	600	107	975	124	1600
74	375	91	615	108	1000	125	1650
75	387	92	630	109	1030	126	1700
76	400	93	650	110	1060		

Warning: At vehicles capable of exceeding 270 km/h, it is recommended to adjust the wheel camber up to a maximum of 3 degrees (within tolerance)

MAXIMUM LOAD CAPACITY

For all passenger car tires, a maximum load capacity is indicated on the sidewall. This capacity is connected to a certain pressure. For tires with a speed index of Q,R,S,T and H this maximum load capacity correspond with the load capacity of the tire at its maximum speed.

WARNING:

- Tires with speed index V, for speed above 210 km/h, the maximum load index is allowed up to 210 km/h. Please ask your tire specialist for maximum load capacity for speed higher than 210 km/h.
- The tires with speed index V are allowed to a maximum speed of 240 km/h. For speeds from 210 to 240 km/h. the load index should be reduced 3% for every 10 km/h.
- Tires with speed index W (with or without ZR) are allowed to a maximum speed of 270 km/h. For speeds from 240 to 270 km/h, the load capacity should be reduced by 5% for every 10 km/h.

SPEED INDEX

Symbol	speed km/h max
L	120
M	130
N	140
P	150
Q	160
R	170
S	180
T	190
H	210
V	240 (2)
W	270 (2)
Y	300 (2)
ZR	above 240 (1)

LOAD APPLICATION (2)

speed variable load %

km/h	V	W	ZR (Y)
210	100	100	100
220	97	100	100
230	94	100	100
240	91	100	100
250	not allowed	95	100
260	not allowed	90	100
270	not allowed	85	100
280	not allowed	not allowed	95
290		not allowed	90
300		not allowed	85
>300			(*)

(1) For ZR tires without load index, there is no official maximum speed. The maximum speed depends from load, tire pressure, and mechanical characteristics of the vehicle.

(2) The maximum load capacity corresponds with the load index which is valid up to 210 km/h. (240 km/h. for W, and 270 km/h. for Y) Other load capacities are valid at higher speeds

(*) Indicated for load index and speed index (91Y)



TECHNICAL SPECIFICATIONS

How to select a tire

To select the right tire, please check the following;

- The tire size and maximum speed of the vehicle (speed index)
- The maximum load capacity per axle (load index)
- Your style of driving

Do not mount tires of which speed index and/or load index is inferior to the recommended index of the car producer. One exception are the winter tires; These tires often carry a lower speed index. In this case you are not allowed to drive faster than the maximum speed as indicated on the speed index of the winter tire. European rules prescribe to place a sticker indicating the maximum speed, visible on the dashboard of the vehicle.

Mounting and demounting of the tires

Clean the tire and the surface of the rim. Do only use required mounting gear, tools en a recommended fitting lubricant (never use lubricant based on silicon or petroleum). If new tires are mounted, also use new valves. Always check directional patterns and the inner and outer side of the tire.

Mounting information

When mounting a tire, do not exceed 3,5 bar. pressure. While inflating a tire, keep all necessary safety precautions such as safe distance and use of a safety cage. Balance the wheel, remove old balance weights, and mount new balance weights (never remount used balance weights). It is not allowed to welded repaired wheels. Check alignment. Do not mount tires in a surrounding with a temperature below 0°.

It is recommended to use a torque wrench and follow the specifications of the car manufacturer. Do not mount bolts or nuts crosswise with a torque wrench. The use of alternative tools may result into dangerous situations and may lead to damages.

Mixed mounting

It is absolutely necessary to mount two identical tires on one axle (identical load index, speed index and pattern), with exception of the spare tire. We do discourage to mount diagonal tires (cross ply) on the rear axle if on the front axle radial ply tires are mounted. In some countries this is even prohibited by law.

Mounting the tire on a wheel

Generally we do recommend to mount the tire with the DOT mark on the outer side, except directional tires, white sidewall, or rim protector.

Tire pressure

For a safe drive, it is extremely important to drive with the right tire pressure. Under inflation pressure causes an abnormal temperature raise of the tire and will lead to unnecessary damage. These damages are irrevocable and will lead to a sudden loss of pressure caused by destruction of the tire. The negative effects of under inflation are not always visible. It might occur that these effects demonstrate later, even if the tire pressure has been adjusted to the required level.

Every 14 days the tire pressure has to be checked in cold circumstances, because tire pressure does increase heating while driving.

Overloading

A tire, used with a 20% overload, will decrease in efficiency with an average of 30%.

Under inflation

A tire, used with a 20% under inflation, will decrease in efficiency with an average of 30%.

Never deflate tires when they are warm. The tire pressure, measured in cold circumstances should be according to specifications of the tire manufacturer or car manufacturer.

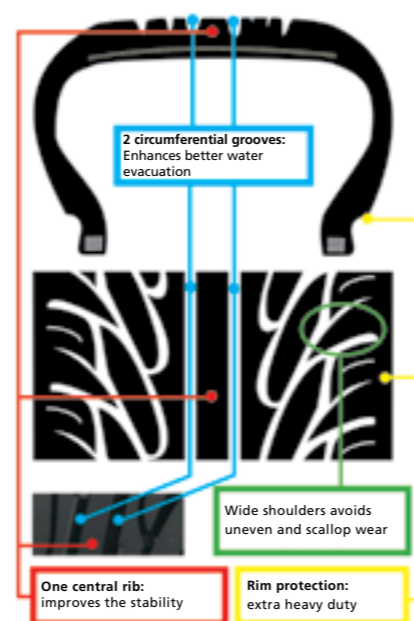
Nitrogen

The use of nitrogen in tires will result in better driving conditions. This will also increase safety. Also this will prevent the tire to overheat and will reduce the chance of a heat blow-out. An other advantage of using nitrogen is that no oxygen, moisture or oil residue will come into the tire which will prevent the tire from rusting and will prevent oxidation of the wheel (also alloy wheels!). Rust and oxidation are mostly caused by the leaking of oxygen out of a tire.

Always consult a tire pressure guide or specialist for required tire pressure. The valve always has to be sealed with a proper valve cap in order to completely seal off and protect the inner valve.

TIRE PRESSURE INFORMATION											
bar	p.s.i	bar	p.s.i	bar	p.s.i	bar	p.s.i	bar	p.s.i	bar	p.s.i
1,0	14	1,8	26	2,6	38	3,4	49	4,2	61	5,0	72
1,1	16	1,9	28	2,7	39	3,5	51	4,3	62	5,1	74
1,2	17	2,0	29	2,8	41	3,6	52	4,4	64	5,2	75
1,3	19	2,1	30	2,9	42	3,7	54	4,5	65	5,3	77
1,4	20	2,2	32	3,0	44	3,8	55	4,6	67	5,4	78
1,5	22	2,3	33	3,1	45	3,9	57	4,7	68	5,5	80
1,6	23	2,4	35	3,2	46	4,0	58	4,8	70	5,6	81
1,7	25	2,5	36	3,3	48	4,1	59	4,9	71	5,7	83

CONVERSION INFORMATION		
Conversion	To	Factor
mm	inch	0,039
inch	mm	25,4
kg	lbs.	2,204
lbs.	kg	0,453
bar	kg / cm ²	1,019
kg / cm ²	bar	0,980
bar	lbs. / sq.inch (p.si.)	14,503
lbs. / sq.inch (p.si.)	bar	0,069
km / u	m.p.h.	0,621
m.p.h.	km / u	1,609
1 bar = 100 kPa		



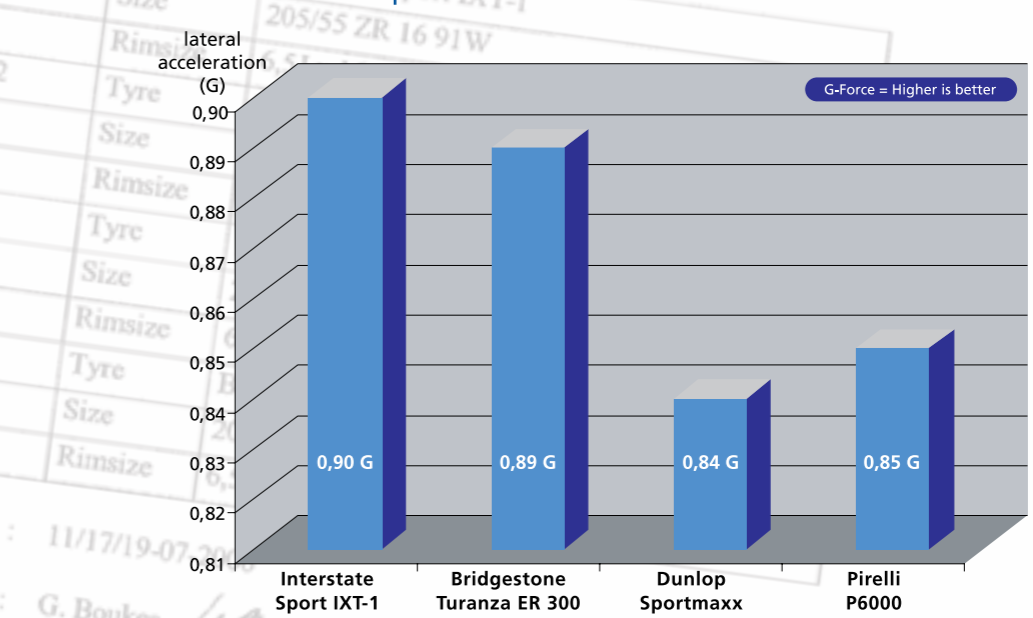
TESTING BY RDW

Statement regarding the comparison of different tires regarding:

- Resistance against aquaplaning
- Brake performance on wet asphalt surface ABS system engaged
- Brake performance on dry asphalt surface ABS system engaged
- Performance on a wet circle

Tested tire/rim combinations:

Tire	Size	Rimsize
Interstate Sport IXT-1	205/55 ZR 16 91W	6,5J x 16
Dunlop Sportmaxx	205/55 ZR 16 91W	6,5J x 16
Pirelli P6000	205/55 ZR 16 91W	6,5J x 16
Bridgestone Turanza ER 300	205/55 ZR 16 91V	6,5J x 16



TIRE MAINTENANCE

Please check the status of your tire regular;

The Tread pattern

Unusual wear, tread grooves, separation, bulges etc.

The Sidewalls

Impacts, bulges, ozone cracking, vehicle contact damage etc.

If the vehicle vibrates and/or shifts to the right or to the left during driving, please immediately check your tires at a trained professional. In the case of under inflation, please immediately consult a tire specialist as driving with under inflation will result in tire damage.

The tire should be demounted in order to be checked careful. The tire specialist is in a position to advise if the tire can be used again or should be replaced. He will start inspecting the inside of the tubeless tire to see if there are no damages at the inner liner.

Replacement of tires

Regular check your tread depth. Tires are equipped with tread wear indicators, which show the driver when a minimum of 1,6 millimetre has been reached. There is more chance on aquaplane if the tread wear is less. To replace two tires it is recommended to place the tires with the best tread wear on the rear axle.

Storage of tires

Do not store demounted tires in sunlight and do not store the demounted tires outside. Never store tires with speed ratings; H,V,W,Y,ZR horizontal, but store them vertical. All other tires can be stored to a maximum height of 1,20 meter, but not longer than 4 weeks in a period. Please regular change the position of these tires.

Double steel cord; durable double steel cord to reinforce the casing and treadpattern. This results in stability and great steering response, also at higher speeds. Also the double steel cord of the IXT-1 ensures a solid protection against puncture.

Tread compound. In order to provide excellent handling in wet conditions, the special tri-polymer silica compound is improved and works even better. Optimised Aquaplane resistance. Also this results in a low noise application and low rolling resistance, while traction on dry roads is perfect.

The special Double belts are improved and ensure a constant contact path with the road. With this technology the IST and IXT reached a strong improved stability on high speed tracks.

Special Heavy Duty Rim protector. This ensures even better protection for your alloy wheels (available on 55-series and lower)

